


**LIQUID LEVEL SWITCHES
HORIZONTAL**

ELL.. EL..

To monitor liquid level in tanks and switch pumps or an alarm in the event of high or low level. Two switches are required when using both high and low level or limit and alarm functions. EL-041 / 093 switches contain magnets, therefore ensure that no metal objects are present in the liquid.

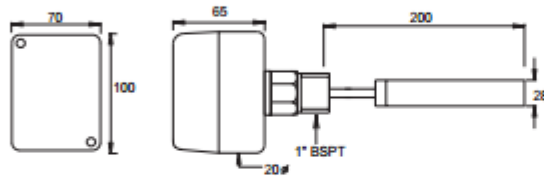


Volt free contacts
 Max. ambient 70°C
 Liquid sp. gravity > 0.75
 Enclosure Flammability:
 ELL.. = UL94-V0
 EL.. = Metal
 Media :
 ELL.. Oil, Diesel, Water,
 Non aggressive fluids
 EL-041/ 093 Oil, Diesel, Water,
 Some aggressive fluids

| Type | Mounting Cut-in | Diff. mm | Max. Media Temp °C | Max. Media Press. Bar | 230VAC SPDT | Media Contact Materials | Enclosure |
|--------|--------------------|--------------|-----------------------|--------------------------|----------------|-------------------------------------|-----------|
| ELL-01 | Horizontal | 12 | 90 | 4 | 15(8)A | Brass/Phosphor Bronze/Polypropylene | IP54 |
| ELL-02 | Horizontal | 12 | 90 | 4 | 15(8)A | Brass/Phosphor Bronze/Polypropylene | IP65 |
| EL-041 | Horizontal | 12 | 330 | 25 | 10(5)A | Stainless steel | IP65 |
| EL-093 | Horizontal | 125/550 adj. | 330 | 25 | 10(5)A | Stainless steel | IP65 |

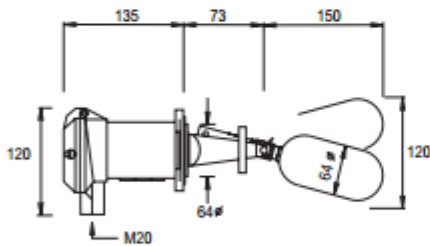
DIMENSIONS

ELL-01 / 02

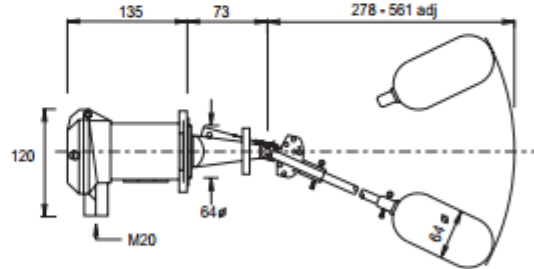


NOTE:
 LEVEL SWITCHES MUST BE MOUNTED
 HORIZONTALLY WITH THE ELECTRICAL
 ENTRY FACING DOWNWARDS.

EL-041

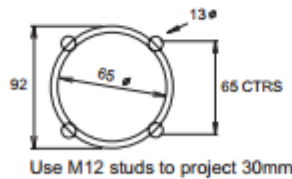


EL-093

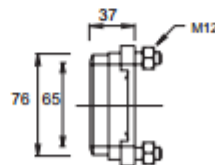


DRILLING DETAIL:

EL-041 DIRECT MOUNTING



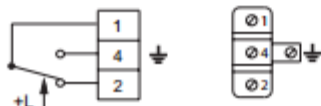
EL-MF.. WELDED MATING FLANGE



ACCESSORIES: WELDED MATING FLANGE for EL-041, 093 EL-MF Carbon Steel EL-MF/ST Stainless Steel

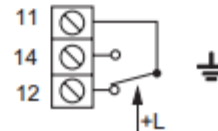
WIRING:

ELL..



On level rise contacts 1-4 close 1-2 open.
 On level fall contacts 1-2 close 1-4 open.

EL..



On level rise contacts 11-14 close 11-12 open.
 On level fall contacts 11-12 close 11-14 open.